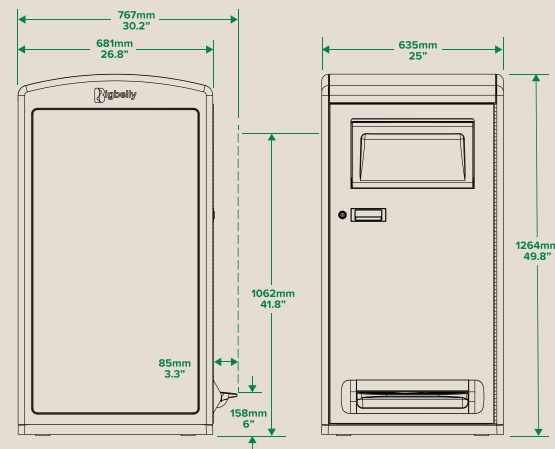


# Multi-Stream Kiosk

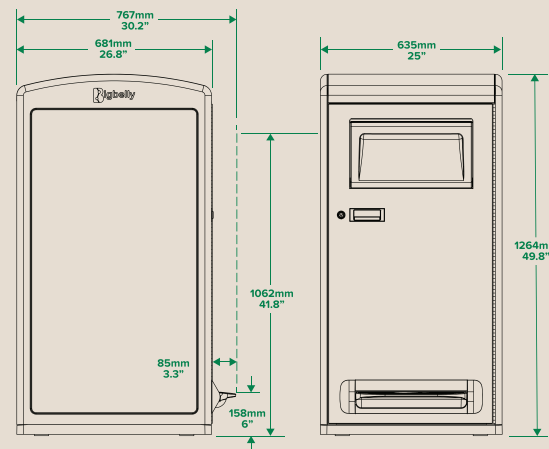
Bigbelly bins can be configured as standalone bins or as multi-stream kiosks to accommodate each space's waste stream needs. Mix and match any number of different Bigbelly bin types to build a multi-stream kiosk. Customize each station by selecting each bin's waste interface, CLEAN™ connectivity, capacity, and waste stream.



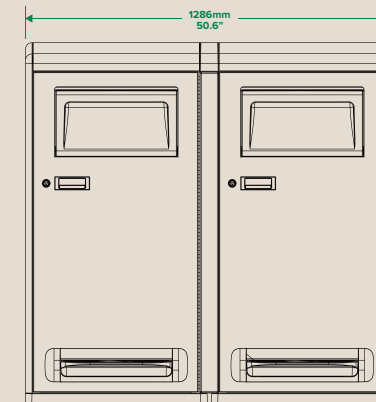
## Example Configurations:



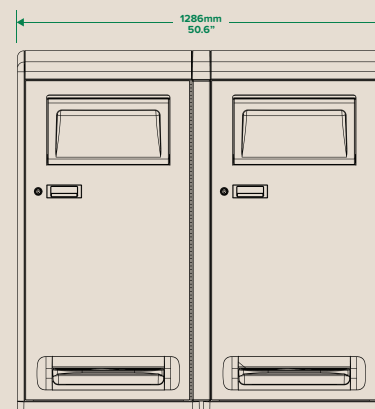
**Element Single Station**  
Approximately 160 lbs (73 kg)



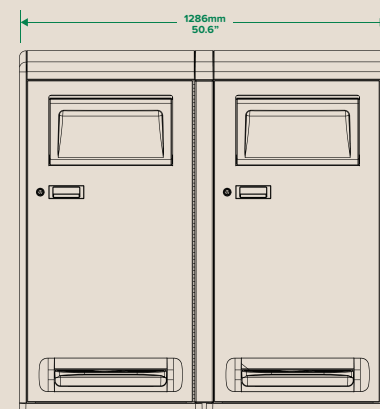
**Smart Max Single Station**  
Approximately 260 lbs (118 kg)



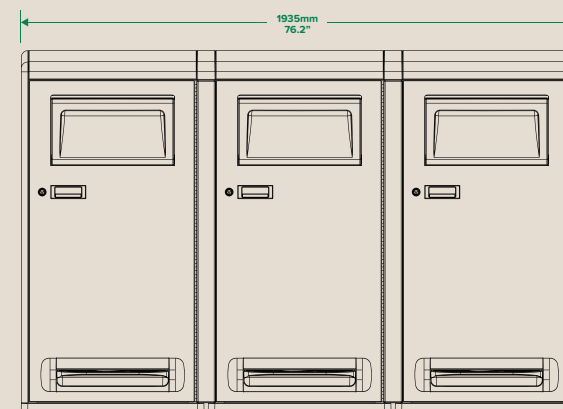
**Sense Double Station**  
Approximately 340 lbs (154 kg)



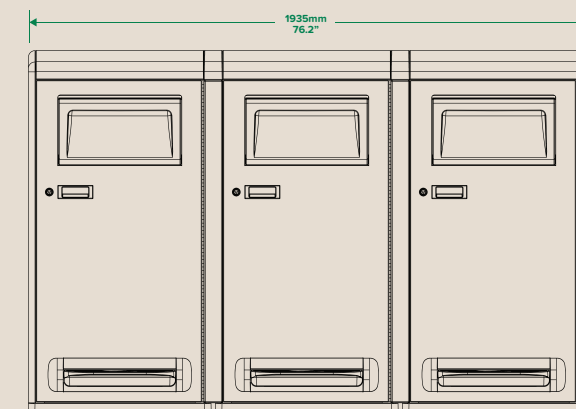
**Smart / Smart Max Double Station**  
Approximately 430 lbs (195 kg)



**Sense Max Double Station**  
Approximately 520 lbs (235 kg)



**Smart / Smart Max / Smart Triple Station**  
Approximately 600 lbs (272 kg)



**Smart Max Triple Station**  
Approximately 780 lbs (353 kg)

# Meet the suite of Bigbelly bins

## A Bigbelly for Everywhere

Each of our configurable waste and recycling bins are designed with your space in mind. You have choices: we offer a lineup of five different Bigbelly bin types at price points that start comparable to traditional bins. Mix and match the capabilities that each location needs: waste interface, smart and connected, fullness indication, and compaction.



**ELEMENT**

Hide waste in plain sight and keep it there

- 47 Gal / 178 L capacity
- Fully enclosed

Replace open-top bins with a fundamentally better fully-enclosed bin for a comparable price or fill out your smart or sensing deployment cost-effectively.

**SENSE**

Hide waste in plain sight and know at a glance when it's full

- 47 Gal / 178 L capacity
- Fully enclosed
- Fullness indicator
- Battery-powered

Know bin fullness at a glance—perfect for applications where collection staff is nearby.

**SENSE MAX**

Know at a glance when it's full; with added capacity

- 150 Gal / 570 L capacity
- Fully enclosed
- Fullness indicator
- Compactor
- Solar-powered

Added capacity when collections can't keep up with high waste volumes.

**SMART**

All the essentials plus it's smart and connected to CLEAN™

- 47 Gal / 178 L capacity
- Fully enclosed
- CLEAN™ connected
- Fullness indicator
- Battery-powered

Optimize operations and provide visibility over your entire waste operation, including waste volumes, bin performance, overflows, and collection status.

**SMART MAX**

All the essentials with maximum capacity plus it's smart and connected to CLEAN

- 150 Gal / 570 L capacity
- Fully enclosed
- CLEAN™ connected
- Fullness indicator
- Compactor
- Solar-powered

Maximize your smart deployment with our highest capacity bins for areas where waste volumes are high.